


Cup and Ball Game

The cup and ball game has been popular among children and adults for centuries and across cultures. Its popularity began as the favorite game as Queen Elizabeth I in the 1500s.

Materials

- Cup (plastic or paper)
- String
- Paper
- Scissors/ pencil
- A bead




Instructions

1. Using you scissors or a pencil, poke a hole in the bottom of your cup




2. Tie on end of your string to a bead.



3. From the top of your cup, slide the string through the hole at the bottom of your cup and pull it all the way through (the bead should be inside the cup and prevent the string from coming out the other end)



4. Take some paper and crumple it into a ball (small enough to fit into the top of the cup).



5. Tie the ball to the other end of your string.



6. You're all set! Without touching the paper ball, try to get it into the cup by swinging it up in the air and catching it!